

COVR B.V.B.A.

Release Notes

cmOffice – Release 2.82 build b

Author	COVR BVBA
Status	Released
Created On	September 8, 2017
Last Saved On	September 8, 2017 (build b1)

Content

Introduction.....	3
cmDocument	3
cmDocument - Word	3
cmDocument - windows	3
4DWrite documents	3
Server authentication	3
cmOffice – Scientific program	3
fix: Session type (admin table).....	3
NEW: number of characters extended – Function Description	4
cmOffice – Relation Manager	4
NEW: no. of characters extended – Profile level 2 description	4
fix: search on dates	4
cmOffice – Membership	4
fix: Document Upload	4
cmOffice – Registration	4
fix: Edit group registrations with excel	4
NEW: Fee extra definition - web availability.....	4
NEW: Fee extra definition – Different fee based on date.....	6
cmOffice - General.....	7
cmOffice – Mail (merge) setting	7

Introduction

These Release Notes provide the latest information about new features, enhancements and defects fixed in any of the builds of cmOffice version 2.82b and cmDocument.

All described changes apply for version 15 of cmOffice. Those changes that also apply to the latest version 2.75 build c for version V13 of cmOffice, do have an indication “also V13” in the title bar.

cmDocument

CMDOCUMENT - WORD

Because of an update in the Microsoft Office Product suite, COVR needed to adapt the communication process between Microsoft Word and the cmDocument application.

The Microsoft update caused a malfunction in cmDocument in those cases where more than 1 “document” needed to be processed. cmDocument did no longer receive a signal that Word finished the handling of the first document. As a result cmDocument came into a “wait mode” and did not start the processing of the next document.

This issue has been resolved in cmDocument version 443.

CMDOCUMENT - WINDOWS

The interaction protocol between cmDocument and Windows in combination with the usage of a Citrix server needed to be adapted.

cmDocument “asks” to Windows whether a cmDocument process is active on the computer. Originally windows replied positive if cmDocument was active for the user. A windows update brought a change in this protocol. Windows now returns positive if cmDocument is running without taking care of the user for whom the check is initiated. If any other user on the citrix server has cmDocument in use, a positive reply was given causing cmDocument not to start.

This issue has been resolved in version 4.44

4DWrite documents

SERVER AUTHENTICATION

Username and password, needed for the mail server authentication, was not correctly passed to the mail server in case 4DWrite documents were being sent (via the mailMerge function). As a consequence, the 4DWrite document was not sent.

This issue has been resolved in version 4.44

cmOffice – Scientific program

FIX: SESSION TYPE (ADMIN TABLE)

Under certain conditions, it was not possible to add a session type (the new item could not be saved). This has been resolved.

NEW: NUMBER OF CHARACTERS EXTENDED – FUNCTION DESCRIPTION

The numbers of characters for the description of the function in the “Functions” table belonging to the table group “Scientific programme” has been extended to 50 characters.

Table group: **Scientific programme** Table: **Functions**

cmOffice – Relation Manager**NEW: NO. OF CHARACTERS EXTENDED – PROFILE LEVEL 2 DESCRIPTION**

The numbers of characters for the level 2 description in the “Profiles level 2” table belonging to the table group “Relations” has been extended to 60 characters.

Table group: **Relations** Table: **Profiles level 2**

The length of the level 1 description has also a maximum of 60 characters;

FIX: SEARCH ON DATES

The search whether a relation has been created before (<) or after (>) a filled-out date, returned only the relation created on (=) that day. This has been corrected.

cmOffice – Membership**FIX: DOCUMENT UPLOAD**

The cloud icon did not show the uploaded document related to a member subscription. A member subscription that necessitated an upload of - for instance - a document that proves the status of a profession.

This has been resolved. The latest version of the document uploader has been coupled to the membership module.

cmOffice – Registration**FIX: EDIT GROUP REGISTRATIONS WITH EXCEL**

The number of rows to import from a participants list of a group registration (type=group) did not match in cmOffice version 15. This has been resolved now.

More information on the export/import (editing) functionality of a group registration can be found in the PDF file named “M170007 Editing group registrations with MS Excel” located in the <http://www.covr.be/downloads/reference> page.

NEW: FEE EXTRA DEFINITION - WEB AVAILABILITY

In the table “Fee Extras definitions” within the group “Registrations” a new tab names “Web availability” has been added.



In this tab the cmOffice user can link

1. a Fee extra to a registration fee and
2. a Fee extra to a profile.

LINK A FEE EXTRA TO A REGISTRATION

Default, a fee extra is coupled to all fees (under the condition that the registration date is contained in the from – to date defined for the fee extra). If you want a certain fee extra to be coupled to a restricted no. of registration fees, then you can indicate this by tick marking the “link to this fee” box.

Add/Edit record for Fee Extras definitions

Base info and rate	Reductions	Voucher	Web availability
Code:	CPAFA	Description:	Networking Event free ticket
Valid from:	 05/09/2013	Long description:	Networking Event free ticket
Valid to:	 31/12/2017		
Show this extra for fees:			Show this extra
Registration Fee	Link to this fee	Profile	Group
(Deputy) Editors HR Journals	<input checked="" type="checkbox"/>		
AE's HR Journals	<input checked="" type="checkbox"/>		
Cancellation fee	<input checked="" type="checkbox"/>		
Cancelled - No penalty	<input checked="" type="checkbox"/>		
Cancelled - no refund (dE)	<input checked="" type="checkbox"/>		
Cancelled - no refund (dL)	<input checked="" type="checkbox"/>		
Cancelled - No refund (Early)	<input checked="" type="checkbox"/>		
Cancelled - No refund (Late)	<input checked="" type="checkbox"/>		
Cancelled - No refund (Onsite)	<input checked="" type="checkbox"/>		
Charity Run	<input checked="" type="checkbox"/>		
credit fee	<input checked="" type="checkbox"/>		
Ctee Nat. Representatives	<input checked="" type="checkbox"/>		
Executive Committee Member	<input checked="" type="checkbox"/>		
Exhibitor - free of charge	<input type="checkbox"/>		
Exhibitor payable	<input type="checkbox"/>		
Exhibitor+ free programme	<input type="checkbox"/>		
Exhibitor+ Payable program (E)	<input type="checkbox"/>		
Exhibitor+ Payable program (L)	<input type="checkbox"/>		
Exhibitor+ Payable program (O)	<input type="checkbox"/>		

In the example, the free network event tickets will **not** be displayed if one of the exhibitor registration fee is selected.

LINK A FEE EXTRA TO A PROFILE

Default, profiles attached to a person’s relation record do not have an influence on the extras shown in a web registration. if you want a fee extra to be show **ONLY** for a certain profile then you can select this profile in the web availability tab.

Add/Edit record for Fee Extras definitions

Base info and rate	Reductions	Voucher	Web availability																																																		
Fee for extra <input checked="" type="checkbox"/> Use different fees based on date Currency: <input type="text" value="EUR"/> Default VAT%: <input type="text" value="8,0"/> % <input checked="" type="checkbox"/> Quantity = 1 Min. QTY: <input type="text" value="0"/> Max. QTY: <input type="text" value="1"/>																																																					
<table border="1"> <thead> <tr> <th>P. code</th> <th>From</th> <th>To</th> <th>Fee Excl.</th> <th>Fee Incl.</th> </tr> </thead> <tbody> <tr> <td>c1</td> <td>08/09/2017</td> <td>17/12/2017</td> <td>324,07</td> <td>350,00</td> </tr> <tr><td> </td><td> </td><td> </td><td> </td><td> </td></tr> <tr><td> </td><td> </td><td> </td><td> </td><td> </td></tr> <tr><td> </td><td> </td><td> </td><td> </td><td> </td></tr> <tr><td> </td><td> </td><td> </td><td> </td><td> </td></tr> <tr><td> </td><td> </td><td> </td><td> </td><td> </td></tr> <tr><td> </td><td> </td><td> </td><td> </td><td> </td></tr> <tr><td> </td><td> </td><td> </td><td> </td><td> </td></tr> <tr><td> </td><td> </td><td> </td><td> </td><td> </td></tr> </tbody> </table>				P. code	From	To	Fee Excl.	Fee Incl.	c1	08/09/2017	17/12/2017	324,07	350,00																																								
P. code	From	To	Fee Excl.	Fee Incl.																																																	
c1	08/09/2017	17/12/2017	324,07	350,00																																																	


Tip: you can combine this extra fee reduction based on a date with the reductions based on the selected fee ("Reductions" tab). This can be done by selecting the "P.code" in the left hand bottom corner

Add/Edit record for Fee Extras definitions

Base info and rate	Reductions	Voucher	Web availability																																																							
<table border="1"> <thead> <tr> <th>P. code</th> <th>From</th> <th>To</th> <th>Fee Excl.</th> <th>Fee Incl.</th> </tr> </thead> <tbody> <tr><td> </td><td> </td><td> </td><td> </td><td> </td></tr> <tr><td> </td><td> </td><td> </td><td> </td><td> </td></tr> <tr><td> </td><td> </td><td> </td><td> </td><td> </td></tr> <tr><td> </td><td> </td><td> </td><td> </td><td> </td></tr> <tr><td> </td><td> </td><td> </td><td> </td><td> </td></tr> <tr><td> </td><td> </td><td> </td><td> </td><td> </td></tr> <tr><td> </td><td> </td><td> </td><td> </td><td> </td></tr> <tr><td> </td><td> </td><td> </td><td> </td><td> </td></tr> <tr><td> </td><td> </td><td> </td><td> </td><td> </td></tr> <tr><td> </td><td> </td><td> </td><td> </td><td> </td></tr> </tbody> </table>				P. code	From	To	Fee Excl.	Fee Incl.																																																		
P. code	From	To	Fee Excl.	Fee Incl.																																																						
<table border="1"> <tbody> <tr> <td>Reduction:</td> <td><input type="text" value="0,00"/></td> <td><input type="text" value="0,00"/></td> <td><input type="text" value="0,00"/></td> <td><input type="text" value="0,00"/></td> <td><input type="text" value="0,00"/></td> <td><input type="text" value="0,00"/></td> </tr> <tr> <td>Incl. VAT:</td> <td><input type="text" value="0,00"/></td> <td><input type="text" value="0,00"/></td> <td><input type="text" value="0,00"/></td> <td><input type="text" value="0,00"/></td> <td><input type="text" value="0,00"/></td> <td><input type="text" value="0,00"/></td> </tr> </tbody> </table>				Reduction:	<input type="text" value="0,00"/>	<input type="text" value="0,00"/>	<input type="text" value="0,00"/>	<input type="text" value="0,00"/>	<input type="text" value="0,00"/>	<input type="text" value="0,00"/>	Incl. VAT:	<input type="text" value="0,00"/>	<input type="text" value="0,00"/>	<input type="text" value="0,00"/>	<input type="text" value="0,00"/>	<input type="text" value="0,00"/>	<input type="text" value="0,00"/>																																									
Reduction:	<input type="text" value="0,00"/>	<input type="text" value="0,00"/>	<input type="text" value="0,00"/>	<input type="text" value="0,00"/>	<input type="text" value="0,00"/>	<input type="text" value="0,00"/>																																																				
Incl. VAT:	<input type="text" value="0,00"/>	<input type="text" value="0,00"/>	<input type="text" value="0,00"/>	<input type="text" value="0,00"/>	<input type="text" value="0,00"/>	<input type="text" value="0,00"/>																																																				

cmOffice - General

CMOFFICE – MAIL (MERGE) SETTING

Whenever a user initiated a mailing function (), the settings (memo type, document to send, and all the fields in the general settings) needed to be re-defined.

From this version onwards the settings are stored and brought back the next time a mailing function is initiated.